

SILHOUETTE - XL²

Exposed 15mm grid system with channel feature and pre-mitred intersections

Key Attributes

- 6mm reveal for a more monolithic appearance with MicroLook 90 and MicroLook BE mineral tiles or Wood MicroLook tiles
- 3mm reveal for a more monolithic appearance with Metal MicroLook 8 tiles
- Peakform: patented design for strength, stability and easier to cut
- Rotary stitched: strength and extra stability

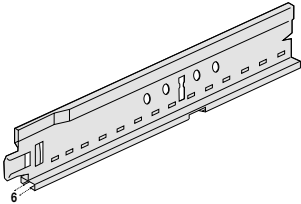
Application area

Reception areas / Open plan office / Individual offices

Physical data

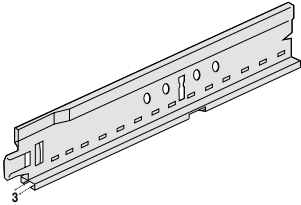
- Material: galvanised steel
- Surface finish: baked polyester paint
- Colour: available in Global White, Black, Global White with black reveal and RAL 9010

● SILHOUETTE 6 MM - MAIN RUNNER (by-pass connection)



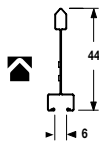
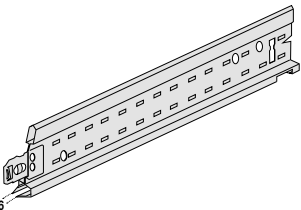
Item Nr.	Dimensions length (mm)	height (mm)	Content / Carton pcs	Carton lm	Weight / Carton kg	Cartons / Pallet
with 6 mm reveal						
80 40 42 G ⁽¹⁾	3600	44	20	72,00	24,50	36
80 39 43 G ⁽¹⁾	3125	44	20	62,50	25,40	25
80 44 42 G ⁽¹⁾	2700	44	20	54,00	18,40	30

● SILHOUETTE 3 MM - MAIN RUNNER (by-pass connection)



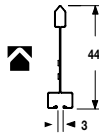
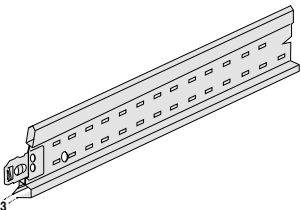
Item Nr.	Dimensions length (mm)	height (mm)	Content / Carton pcs	Carton lm	Weight / Carton kg	Cartons / Pallet
with 3 mm reveal						
81 40 42 WRG ⁽²⁾	3600	44	20	72,00	24,50	36

● SILHOUETTE 6 MM - XL² PEAKFORM CROSSTEES (stab system)



Item Nr.	Dimensions length (mm)	height (mm)	Content / Carton pcs	Carton lm	Weight / Carton kg	Cartons / Pallet
with 6 mm reveal						
80 30 42 G ⁽¹⁾	1200	44	60	72,00	24,50	35
80 31 43 G ⁽¹⁾	1250	44	60	75,00	23,80	35
80 33 42 G ⁽¹⁾	1350	44	30	40,50	13,80	50
80 32 42 G ⁽¹⁾	1000	44	60	60,00	20,40	24
80 20 42 G ⁽¹⁾	600	44	60	36,00	12,70	70
80 21 43 G ⁽¹⁾	625	44	30	37,50	16,00	70
80 23 42 G ⁽¹⁾	675	44	60	40,50	14,30	70
80 22 42 G ⁽¹⁾	500	44	60	30,00	10,60	70
80 24 42 G ⁽¹⁾	300	44	120	36,00	34,00	70

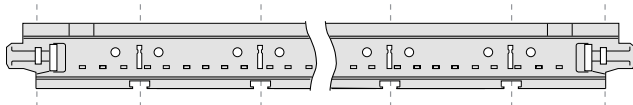
● SILHOUETTE 3 MM - XL² PEAKFORM CROSSTEES (stab system)



Item Nr.	Dimensions length (mm)	height (mm)	Content / Carton pcs	Carton lm	Weight / Carton kg	Cartons / Pallet
with 3 mm reveal						
81 30 42 WRG ⁽²⁾	1200	44	60	72,00	24,50	35
81 20 42 WRG ⁽²⁾	600	44	60	36,00	12,70	70

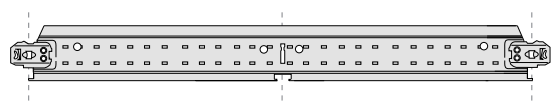
● SECTION DRAWINGS

Silhouette 6 mm & 3 mm - Main Runners




Length	3600	3500	3125	2700	300	250	312,5	337,5	600	500	625	675	600	500	300	250	312,5	337,5	

Silhouette 6 mm & 3 mm - XL² Cross Tees



Length	1350	1250	1200	1000	675	625	600	500	675	625	600	500

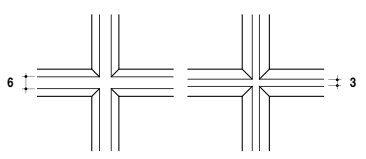


▲ 675 / 625 / 600 / 500 / 300

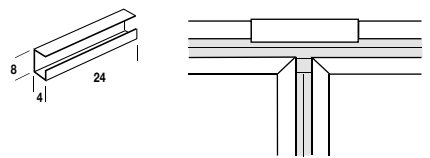


SILHOUETTE XL²

- Pre-mitred intersections
- Choice of either 6 or 3 mm reveal dimension
- Silhouette 15 XL² with 3 mm reveal is supplied as standard in RAL 9010 white to compliment Armstrong metal tiles

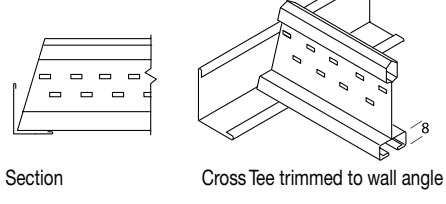


View of mitred intersection from beneath

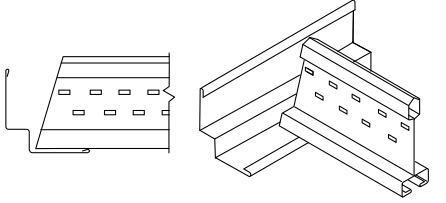


MCC4 G
Mitre closure clip for 6 mm reveal

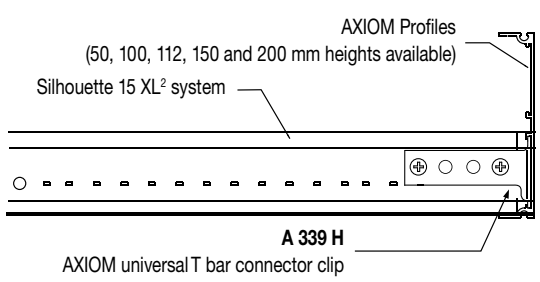
Perimeter Solutions



Section Cross Tee trimmed to wall angle



Section Cross Tee trimmed to shadowline
T 1508 HB at perimeter



AXIOM Profiles
(50, 100, 112, 150 and 200 mm heights available)
Silhouette 15 XL² system
A 339 H
AXIOM universal T bar connector clip

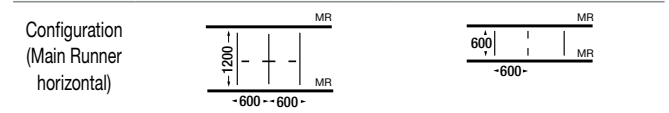
GRID LOAD CAPACITY

SILHOUETTE XL² System

The following table gives the maximum permitted hanger distance (mm) along the Silhouette Main Runner (80 40 42 G) for the tile weights and Main Runner spacings noted.

- Values in the above table conform to Class 1 as defined in EN 13964:2004+A1:2006 table 6. For other classes /deflection limits please contact your local Armstrong Technical Sales team.
- Values are applicable for 600 x 600 mm tiles assuming that the maximum deflection of the grid is L/500 but not greater than 4 mm (L = span).
- No other applied loads such as luminaires, air diffusers, smoke detectors, sprinklers, hanging signs etc. are permitted.
- No overlays such as mineral wool or fibre glass quilts, as may be required for enhanced acoustic, fire or thermal performance, are permitted unless their full weight is established and included, together with the weight of the tile, within the appropriate weight groups.
- For grid loading data calculated to different criteria than Class 1 to EN13964:2004+A1:2006, see the grid loading technical section on pages 100-101.

	Silhouette 6mm Main runner - 80 40 42 G	
Main Runner centres (mm)	1200	600
Cross Tee(s)	80 30 42 G 80 20 42 G	80 20 42 G



Weight of ceiling tile (kg/m ²)	Maximum suspension spacing along Main Runner (mm)	
	1200	600
2,5 kg/m ²	1800	2100
3,0 kg/m ²	1700	2100
3,5 kg/m ²	1650	2050
4,0 kg/m ²	1600	2000
5,0 kg/m ²	1500	1900
5,5 kg/m ²	1450	1850
6,0 kg/m ²	1400	1800
7,0 kg/m ²	1300	1700
8,5 kg/m ²	1200	1600
10,5 kg/m ²	1100	1550
13,0 kg/m ²	950	1350



All products standard in Global White unless indicated by index (2). Other standard colours available for item numbers with index (1). See details below.
 (1) Silhouette with 6 mm reveal is available in white, black (BK) or white with black reveal (BI).
 (2) WR = White RAL 9010 (WR)
 All measurements in millimetres. All sizes are nominal.



Availability of products may vary according to location. Please contact Armstrong Technical Sales for further details.